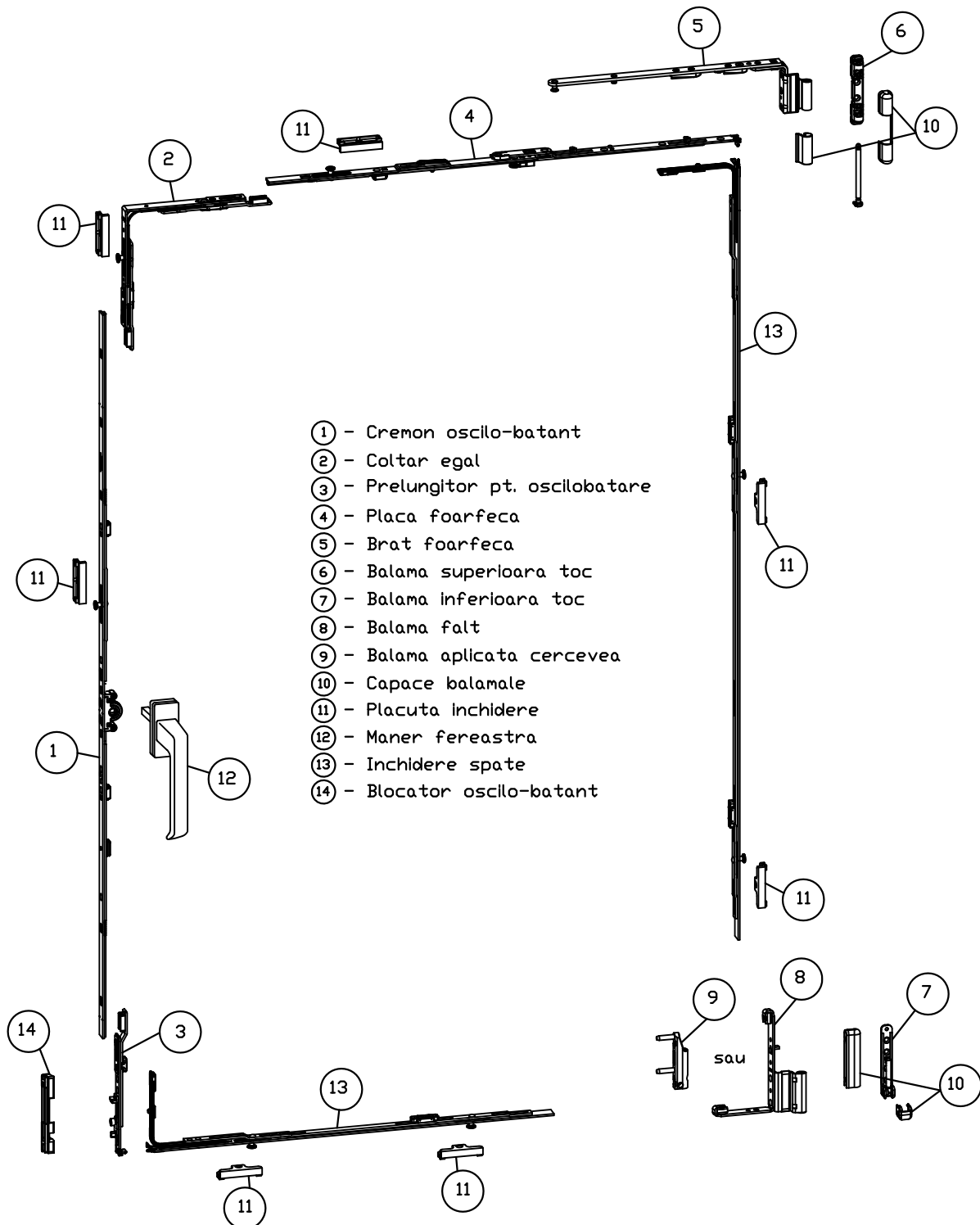
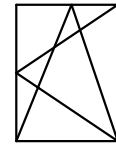
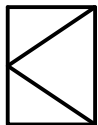
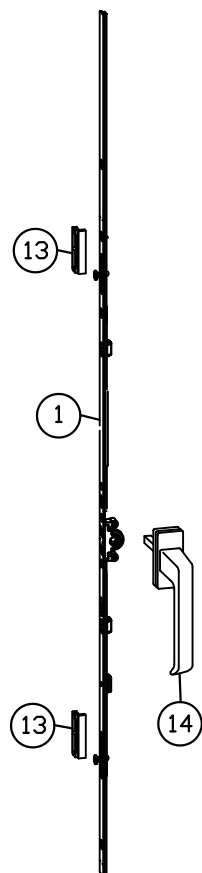


Feronerie fereastră oscilo-batanta

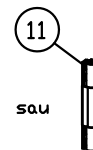
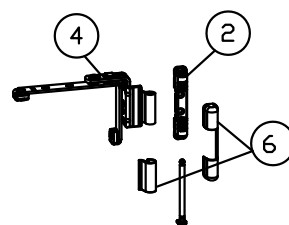




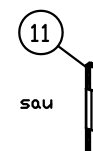
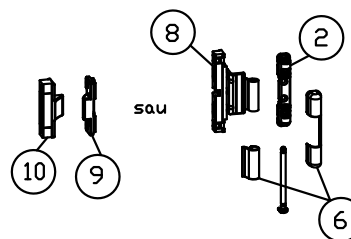
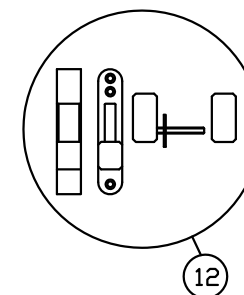
Feronerie fereastra batanta



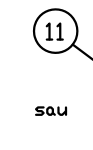
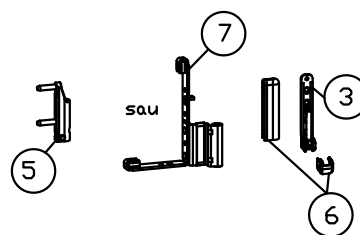
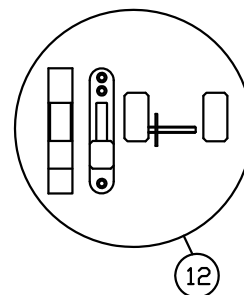
- ① - Cremon batant
- ② - Balama superioara toc
- ③ - Balama inferioara toc
- ④ - Balama batanta
- ⑤ - Balama aplicata cercevea
- ⑥ - Set capace
- ⑦ - Balama falt
- ⑧ - Balama mijloc
- ⑨ - Balama antiflamba j toc
- ⑩ - Balama antiflamba j canal
- ⑪ - Balama simpla
- ⑫ - Balama 1D
- ⑬ - Placuta inchidere
- ⑭ - Maner



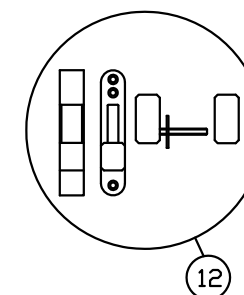
sau



sau



sau



Varianta 1

Varianta 2

Varianta 3

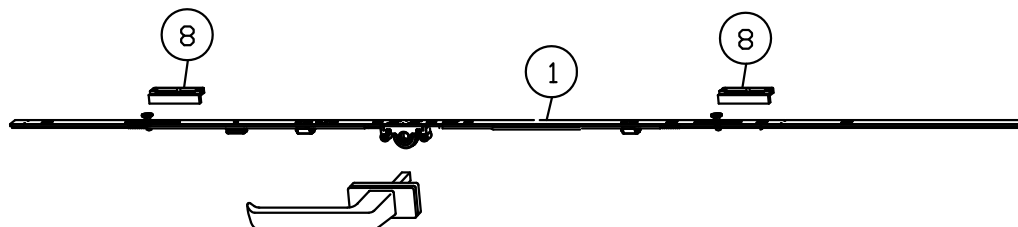
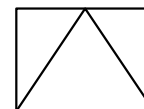
Varianta 1 - balamale reglabile pe 3 directii;

Varianta 2 - balamale fara reglaj (sunt cele mai ieftine, dar nerecomandate);

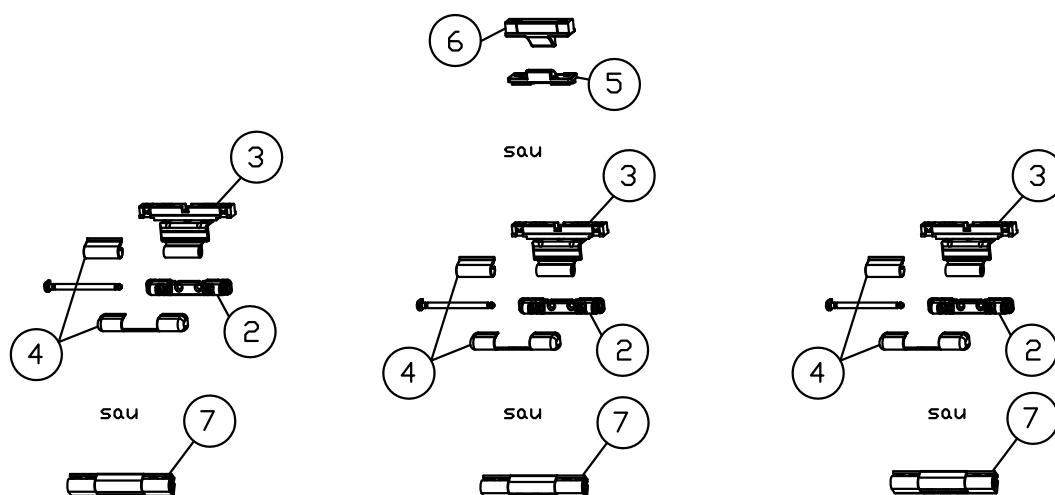
Varianta 3 - balamale cu reglaj pe o directie.

Cele 3 variante de balamale nu se pot combina intre ele

Feronomie fereastră oscilanta



- ① - Cremon batant
- ② - Balama superioara toc
- ③ - Balama oscilatie/mijloc
- ④ - Set capace
- ⑤ - Balama antilambaj toc
- ⑥ - Balama antilambaj canat
- ⑦ - Balama simpla
- ⑧ - Placuta inchidere
- ⑨ - Maner

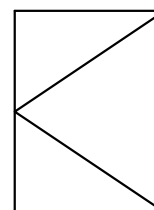


Varianta 1

Varianta 2

Cele 2 variante de balamale nu se pot combina intre ele

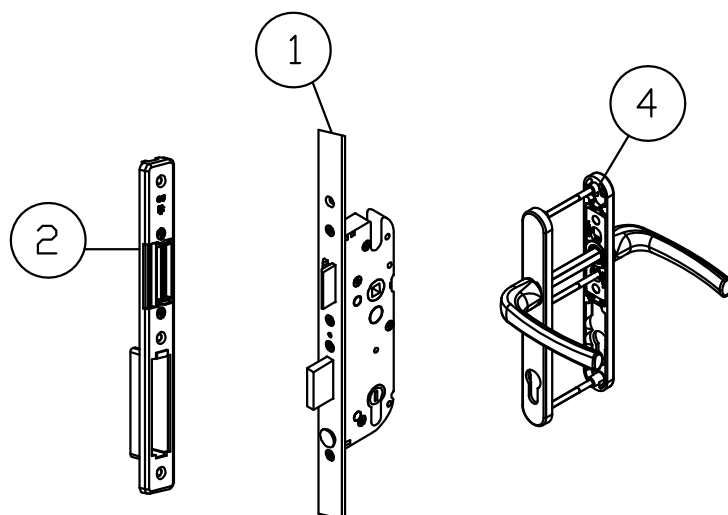
Feronerie usa interior



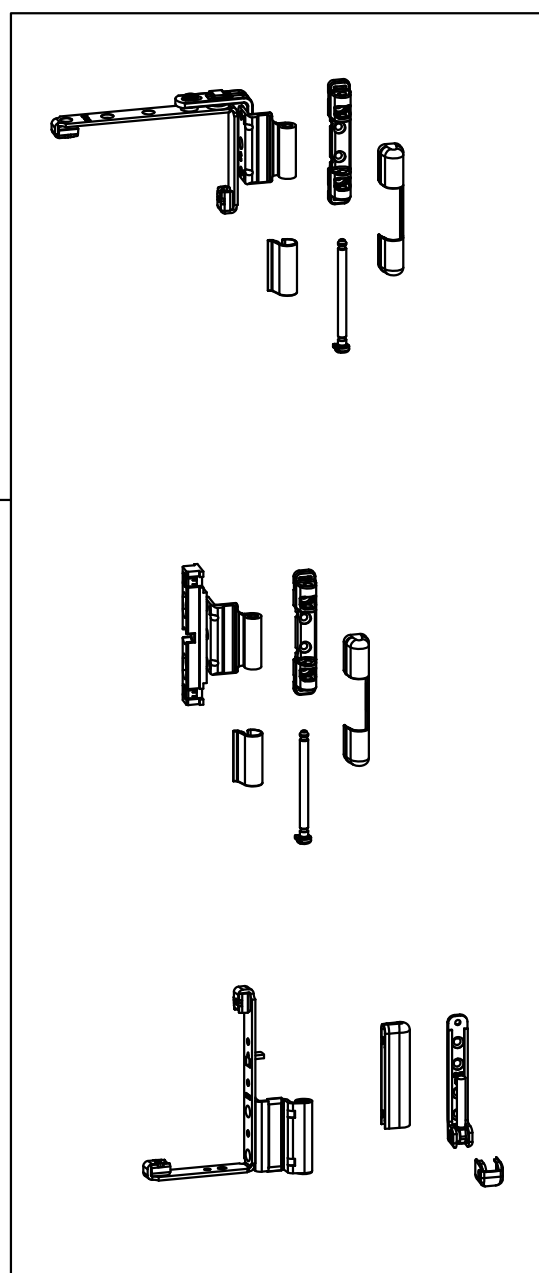
- ① - Brasca simpla (monopunct)
- ② - Împozant
- ③ - Balamale
- ④ - Maner usa

Balamale folosite pentru usile de interior sunt similare cu varianta 1 de balamale folosite la ferestrele batante cu specificatia ca balamaa aplicata cercevea nu trebuie folosita.

Variantele 2 si 3 de la ferestrele batante, se pot aplica si la usile de interior, dar nu sunt recomandate.



③



Feronerie usa exterior

- ① - Broasca multipunct
- ② - Pozant
- ③ - Balamale 3D reglabile
- ④ - Maner usa

